

PRACTICAL GUIDE

to correct
separate
collection



Comune
di Elmas



PLASTIC PACKAGING



Use the Yellow bin

RECYCLABLE PLASTIC:

Bottles for water, soft drinks oil, juices, etc.

Cartons for tea, **containers** for detergents, soaps, various products

Tubes for cream, sauces, syrups, etc.

Rigid packages for desserts in plastic or polystyrene, transparent boxes, rigid/flexible packages for foodstuffs in general (cold cuts, cheeses, pasta, etc.)

Food trays (eggs, ice cream, etc.)

Containers for yoghurt, cream cheese, desserts

Netting for fruit and vegetables

Containers for the packaging of various products (cosmetics, wet wipes, powdered products)

Plastic bags for food in general (pasta, rice, crisps, sweets, snacks, etc.)

Bags for gardening products, for detergents and animal feed


Small packaging plastic

(bottles, toilet paper packaging, etc.)

Polystyrene (if large, reduce the size)

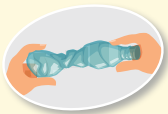
Blister packs and **plastic shaped** casings

Materials for the protection and transportation of goods (films, bubble wrap)



Remove food residues!

Do not wash waste containers! Just remember to empty them well before disposing of them.



Crush plastic bottles

and screw the cap on to **reduce their volume**



CAUTION! Always check the **product label** if you have any doubt about correct recycling.

Some of the most common mistakes to avoid:

NO Glass



Dispose of it in the bin for glass

NO Paper



Dispose of it in the bin for paper

NO Electronics



Take it to the Municipal Recycling Centre

NO Tetra Pak



Dispose of it in the bin for paper

NO Bioplastics



Dispose of them in the bin for Organic Waste

NO Disposable gloves



Dispose of them in the bin for Dry Residue Waste

NO Large plastic items



Take them to the Municipal Recycling Centre

NO Pipes



Take them to the Municipal Recycling Centre

NO Syringes



Dispose of them in the Dry Residue bin, covering the needle with the dedicated cap

NO Disused shoes



Dispose of them in the used clothing bin

NO Pads



Dispose of them in the Dry Residue Waste bin or at the Dedicated Service

NO Pens and markers



Dispose of them in the bin for Dry Residue Waste

NO Toys



If small and without electronic parts, dispose of them in the Dry Residue bin. If large or with electronic parts, take them to the Municipal Recycling Centre.

GLASS, ALUMINIUM AND STEEL



Use the Green bin

GLASS

- Bottles, flasks, and glass jars (steel and aluminium caps must be screwed onto the glass bottle/jar)
- Cups made of glass

ALUMINIUM AND STEEL

- Food boxes and jars
- Aluminium cans for soft drinks
- Tops and screw-on caps
- Aluminium trays for food
- Aluminium tubes (mayonnaise, creams, etc.)
- Aluminium foil (tin foil)
- Spray/aerosol cans (only if there are no danger symbols displayed on the packaging: Flame, Skull and X)

NO Containers with hazard symbols:



Take this waste to the municipal recycling centre so that it can be disposed of with hazardous materials.



What if the item is very large?

For large objects, such as demijohns, take them to the Recycling Centre.

Some of the most common mistakes to avoid:

NO Mirrors



Dispose of them in the Dry Residue Waste

NO Plate glass



Dispose of it in the Dry Residue Waste

NO Neon lights



Take them to the Municipal Recycling Centre

NO Ceramics and Pyrex



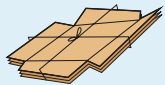
Dispose of it in the Dry Residue Waste

PAPER AND CARDBOARD



Use the **Blue** bin

- Newspapers and magazines
- Brochures and flyers
- Old exercise books
- Paper bags
- Pizza boxes
- Paper tablecloths
- Scratchcards
- Tetra Paks (iced tea, milk, fruit juice cartons)



Break up the boxes!

Crush and fold cardboard boxes to reduce their volume.



What about pizza boxes?

Any pizza residues should be disposed of in the Organic bin and the cardboard in the Paper bin. If the base of the container is very greasy or too dirty, then it can be disposed of (only this part) in the wet bin, reducing it into small pieces to minimise its volume and the remainder in the Paper bin.



Plastic bags are not paper!

If you collect paper in plastic bags, empty the contents into the White bin and dispose of the bag in the bin for plastic waste.

Some of the most common mistakes to avoid:

NO Receipts



Dispose of them in the Dry Residue Waste

NO Paper towels



Dispose of it in the Organic Waste bin

NO Packing tape



Dispose of it in the Dry Residue Waste

NO Wax paper



Dispose of them in the Dry Residue Waste

DRY RESIDUE WASTE



Use the **Grey** bin



Dry Residue Waste does not mean that you can mix waste avoiding separate collection!

You can only dispose of the waste that cannot be sorted in this bin.

- Nappies, pull-up pants/ incontinence pads and mattress protector, sanitary towels
- Plastic cutlery
- Rubber and plastic toys
- Plastic coffee capsules
- CDs, DVDs, music cassettes and video cassettes
- Objects in ceramics, porcelain, Pyrex glass and glass-ceramic
- Dust from vacuum cleaners or house rubbish
- Incandescent lamps
- Pens, felt pens and stationery in general
- Toothbrushes and sponges
- Wax, laminated and thermal paper (receipts, etc.)
- Baking paper, dirty paper and wet wipes
- Cigarette butts (extinguished)
- Straws
- Disposable masks and gloves
- Mirrors and crystal
- Crystal glasses
- Pet litter (Non bio)

Some of the most common mistakes to avoid:

NO Organic waste



Dispose of them in the Organic Waste bin

NO Paper and cardboard



Dispose of it in the Paper bin

NO Plastic



Dispose of it in the Plastic bin

NO Wood ash



Dispose of them in the Organic Waste bin (completely cold)

ORGANIC WASTE



Use the **Brown** bin

- Fruit and vegetables waste
- Meat and fish in small pieces
- Dairy products
- Egg shells
- Grounds of tea and coffee or of other infusion drinks
- Kitchen paper napkins
- Paper handkerchiefs
- Sawdust and wood ash (completely cold and bagged)
- Kitchen absorbent paper (even wet or greasy)
- Leaves and soil
- Mussel and clam shells or other shellfish
- Animal bones, fruit stones
- Biodegradable Plastic and Bioplastics



Close the bag well!

Dispose of the waste only after placing it in biodegradable and/or compostable bags.

NO Cat litter



Pet litter should generally be made of silicone (or similar) and disposed of with the Dry Residue Waste unless otherwise specified on the packaging (some litters are biodegradable and/or compostable)

NO Nappies



Dispose of them in the bin for Dry Residue Waste

NO Plastic bags



Dispose of organic waste inside biodegradable bags not in plastic bags



BOOK YOUR
**FREE COL-
LECTION!**

Do you have bulky waste to dispose of?

Just take your handset! Free call... Free collection.

Disposing of your bulky waste is **easy and free**, thanks to the collection service on request.

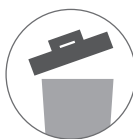
How to request it: To book it call the **Free-phone number 800.27.68.62.**

How and when it is collected: The free-phone number operator will indicate the date of collection and the previous evening the user will need to leave the bulky goods next to their house number outside the property.

What you can dispose of: Bulky waste such as: cupboards, sofas, mattresses, armchairs, chairs, desks, etc. or WEEE (Waste Electrical and Electronic Equipment) such as refrigerators, monitors, televisions, washing machines, water heaters, etc.



Free collection service for nappies and incontinence pads for babies, the elderly and patients.



It is important to remember that nappies and incontinence pads should normally be disposed of in the bin for Dry Residue Waste.

In addition to the normal collection service, families in difficulty that have to dispose of a considerable number of nappies and/or incontinence pads, may take advantage of the free additional collection dedicated to this type of waste.

Interested users can request the service:

- by sending an e-mail to elmasdifferenzia@etaspa.com and filling out the form that will be sent to them
- by going directly to the Eco Counter



With the “EasyW@ste APP” separate collection has never been so easy!

Download the APP from the Android Play Store or Apple App Store.

Thanks to this application you will be able to have all the main information at your fingertips and take advantage of a series of specific services:

- Collection Schedule
- Map of bins and Points of Interest
- Dictionary of waste
- Important Info and Communications
- Various reports
- Request call-based services
- Reporting of Inefficiencies



WHERE | Via Carloforte, 15 – Elmas

OPENING TIMES

Monday, Wednesday, Saturday: 08:00 – 12:00 and 14:00 – 18:00

Tuesday and Thursday and Friday: 08:00 – 12:00

Sunday: Closed

INDICATIONS

All citizens and companies based in Elmas can deliver to the Recycling Centre all the waste fractions of the door-to-door service, excluding undifferentiated dry matter. The Recycling Centre can accommodate waste according to the space available in the appropriate bins, which are periodically emptied into the disposal platforms. It may be the case that certain types of waste are temporarily not accepted due to the bins being full. It is therefore advisable to call the free-phone number before going to the Recycling Centre to make sure that the waste to be disposed of will be accepted.

The types of waste that can be brought to the Recycling Centre are the following: *paper and cardboard waste including packaging; wood packaging and wood waste; metal packaging; glass packaging; metallic packaging containing hazardous solid porous matrices, including empty pressure containers, e.g. spray cans; biodegradable kitchen and canteen waste - organic wet; lawn cuttings and prunings; clothing; textiles and mattresses; waste electrical and electronic equipment containing CFCs - fridges and air conditioning units; no longer used waste electrical and electronic equipment - small and large household appliances; waste electrical and electronic equipment - TVs and monitors; fluorescent tubes, lamps and other mercury-containing waste items; used edible oils and greases and used mineral oils; medications; batteries and accumulators from domestic users; waste paper and cardboard other than packaging; plastic waste other than packaging; metal waste other than packaging; used cartridges and toners; end-of-life tyres, only if delivered by domestic users; aggregates: mixtures or slag of cement, bricks, tiles, ceramics, only from small removal interventions carried out directly by the tenant of the residential unit.*



FREE-PHONE (CALL CENTRE)



FREE-PHONE NUMBER
800.27.68.62

From Monday to Saturday

Morning 09.00 – 13.00

Afternoon 14.00 – 16.00

ECO-COUNTER

at Via Carloforte n. 15

Opening times:

From Monday to Saturday | Morning 09.00 – 13.00 and Afternoon 14.00 – 16.00

At the Eco-Counter, each citizen can:

- Request information, report any inefficiencies
- Request the assignment or replacement of containers
- Receive the equipment for collection

elmasdifferenzia@etaspa.com

www.elmasdifferenzia.it



**We are also
on Facebook!**

Follow us to always stay informed
on the Elmas collection service!

FOLLOW US

